

# PRODUCT INFORMATION MODEL 2117 TABLO

© 2018 KURT BEIER & KATI QUINGER



Turn function (360°) and individual adjustment of back



Manual turntable (360°)





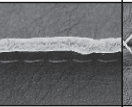







Optionally wooden plateau or covered plateau

**TABLO:** DINNER WITH FRIENDS - A PLACE TO EAT, A PLACE FOR A CHAT - A SPECIAL PLACE FOR SPENDING TIME TOGETHER. SIT RELAXED AND GET UP EASILY. UPHOLSTERED ELEMENTS WITH ADJUSTABLE BACKRESTS AND 360° ROTATE FUNCTION PLACED ON A BENCH. AVAILABLE IN HIGH OR LOW DINING VERSION COVERS IN FABRIC OR LEATHER WITH DIFFERENT SEAM TYPES. DINING TABLES AVAILABLE IN VARIOUS SHAPES. BASE FRAME IN METAL, MATT BLACK OR POWDER COATED. UNIQUE PIECE PRODUCTION.



**Lower frame:** round steel, powder-coated fine structure in black matt

### Processing options of main seam / decorative seam

	Plain seam	Lap seam	Raw edged	Moccasin seam extra charge	Twin seam extra charge	KR* (zipper piping) extra charge	Overcast seam extra charge	Piping	Two needle seam	Square seam extra charge
										
Fabric	x	x						x		
Leather	x	x	x							
Fur										
Fake fur	x									

It is possible to order main seam or decorative seam either tone in tone like the colours of cover or in the contrasting colours white, nature, grey, rust and black. On request special colours possible.

\*Zipper piping: optionally in the colours black, red, nature or light grey.

### Wood, standard surfaces:

	Natural spruce brushed	Spruce brushed, grey stained (Vintage-Style)	Common ash natural	Ash black stained	Ash black brown	Wild oak	Beam oak	Old oak	Steamed oak	Smoked oak	American walnut
	(light puttied)		(brown puttied)			(dark puttied)	(not puttied)	(not puttied)	(dark puttied)	(dark puttied)	(dark puttied)
Price group	PG1	PG1	PG2	PG2	PG2	PG3	PG4	PG4	PG4	PG5	PG6
											
Untreated	∅	∅	*	∅	∅	*	∅	✓	✓	✓	*
Oiled	∅	∅	*	∅	∅	✓	∅	*	*	*	✓
Lacquered	∅	∅	✓	✓	✓	*	✓	*	*	*	*

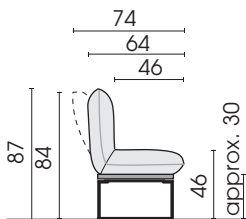
Untreated wood gets its unique character due to the naturalness. Colour or structure variations from the samples shown are standard and have to be accepted. The wood will get a desired patina overtime with daily use, which emphasizes the character of the wood. For further care please notice the general wood information. Puttied areas may have a different colour appearance depending on the surface. For example, dark putty can look lighter on untreated wood.

\* = Available on request against processing surcharge

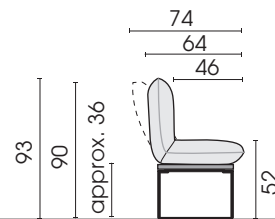
✓ = Bullfrog recommendation and standard surface

∅ = These variants are not available

28.04.2023

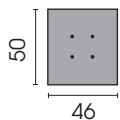


Side view, LOW DINING with cushion 105

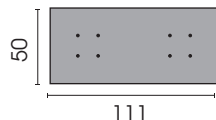


Side view, HIGH DINING with cushion 105

**LOW DINING, single components**



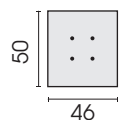
Wood plateau  
H = approx. 30 cm  
**W01L**



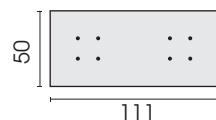
Wood plateau  
H = approx. 30 cm  
**W05L**



Wood plateau  
H = approx. 30 cm  
**W07L**



Covered plateau  
H = approx. 30 cm  
**C01L**

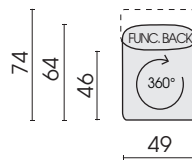


Covered plateau  
H = approx. 30 cm  
**C05L**



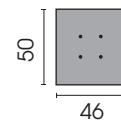
Covered plateau  
H = approx. 30 cm  
**C07L**

**Seating components,  
compatible with  
Low- and High Dining**

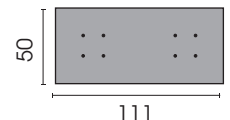


Comfort cushion  
**105**  
(105L=left / 105R=right)


**HIGH DINING, single components**



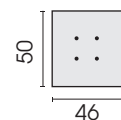
Wood plateau  
H = approx. 36 cm  
**W02H**



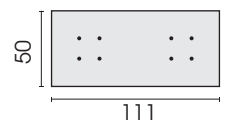
Wood plateau  
H = approx. 36 cm  
**W06H**



Wood plateau  
H = approx. 36 cm  
**W08H**



Covered plateau  
H = approx. 36 cm  
**C02H**



Covered plateau  
H = approx. 36 cm  
**C06H**

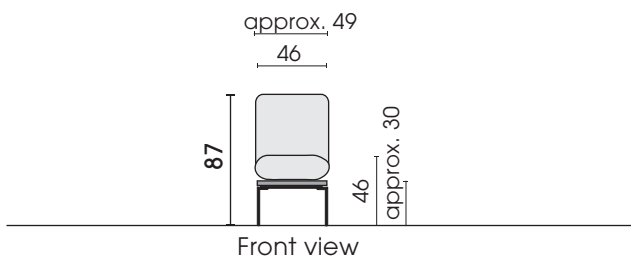


Covered plateau  
H = approx. 36 cm  
**C08H**

Each piece of furniture is handmade and unique. Deviations to the listed measurements may be caused by:  
1. different upholstery materials (fabric, leather), 2. processing of ticking mats, 3. the pressure to combine individual parts, etc.  
The seat comfort of a sofa type with larger seat depth usually differs from one with lower depth.

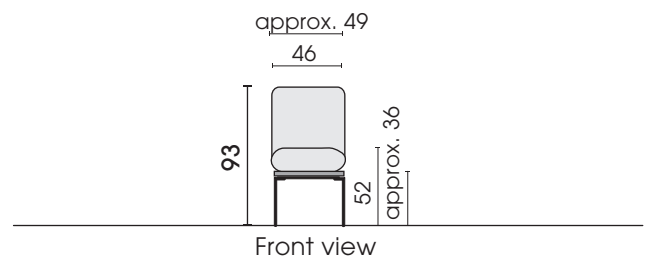
**LOW DINING\*:**

Element, comfort cushion, plateau:



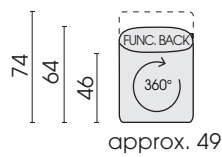
**HIGH DINING\*:**

Element, comfort cushion, plateau:



**LOW DINING:**

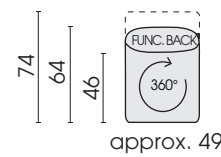
Combination, wood plateau



Element Low Dining  
comfort cushion  
rotatable  
**1001WL**  
(105 + W01L)

**HIGH DINING:**

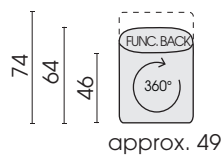
Combination, wood plateau



Element High Dining  
comfort cushion  
rotatable  
**1002WH**  
(105 + W02H)

**LOW DINING:**

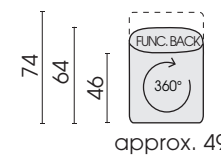
Combination, covered plateau



Element Low Dining  
comfort cushion  
rotatable  
**1001CL**  
(105 + C01L)

**HIGH DINING:**

Combination, covered plateau



Element High Dining  
comfort cushion  
rotatable  
**1002CH**  
(105 + C02H)

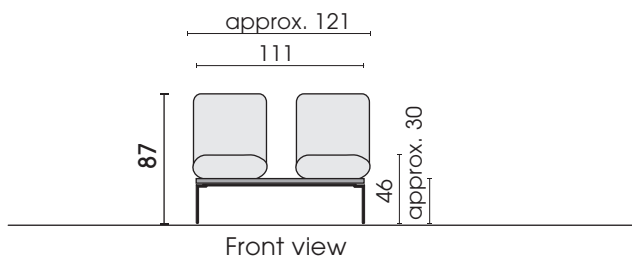
**\*LOW DINING is suitable for a table height up to approx. 75 cm!!!**

**\*HIGH DINING is suitable for a table height of approx. 75 cm or higher!!!**

Each piece of furniture is handmade and unique. Deviations to the listed measurements may be caused by:  
1. different upholstery materials (fabric, leather), 2. processing of ticking mats, 3. the pressure to combine individual parts, etc.  
The seat comfort of a sofa type with larger seat depth usually differs from one with lower depth.

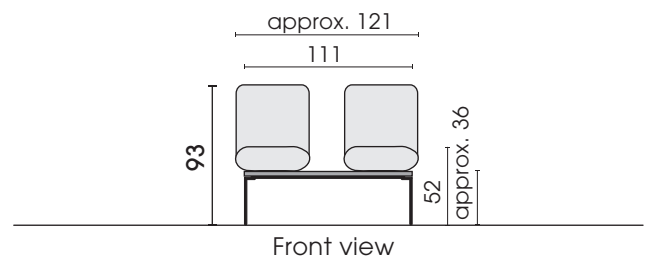
**LOW DINING\*:**

Bench, 2-seat, comfort cushion, plateau:



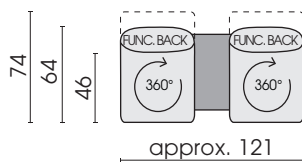
**HIGH DINING\*:**

Bench, 2-seat, comfort cushion, plateau:



**LOW DINING:**

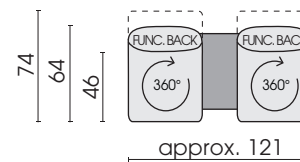
Combination, wood plateau



Bench Low Dining  
comfort cushion  
rotatable  
**1005WL**  
(105L + 105R + W05L)

**HIGH DINING:**

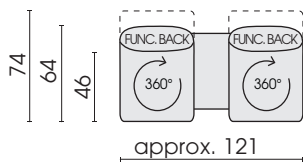
Combination, wood plateau



Bench High Dining  
comfort cushion  
rotatable  
**1006WH**  
(105L + 105R + W06H)

**LOW DINING:**

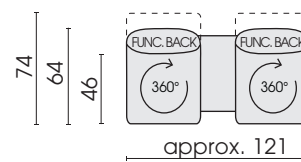
Combination, covered plateau



Bench Low Dining  
comfort cushion  
rotatable  
**1005CL**  
(105L + 105R + C05L)

**HIGH DINING:**

Combination, covered plateau



Bench High Dining  
comfort cushion  
rotatable  
**1006CH**  
(105L + 105R + C06H)

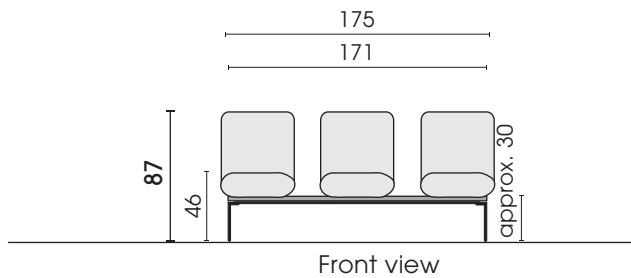
**\*LOW DINING is suitable for a table height up to approx. 75 cm!!!**

**\*HIGH DINING is suitable for a table height of approx. 75 cm or higher!!!**

Each piece of furniture is handmade and unique. Deviations to the listed measurements may be caused by:  
1. different upholstery materials (fabric, leather), 2. processing of ticking mats, 3. the pressure to combine individual parts, etc.  
The seat comfort of a sofa type with larger seat depth usually differs from one with lower depth.

**LOW DINING\*:**

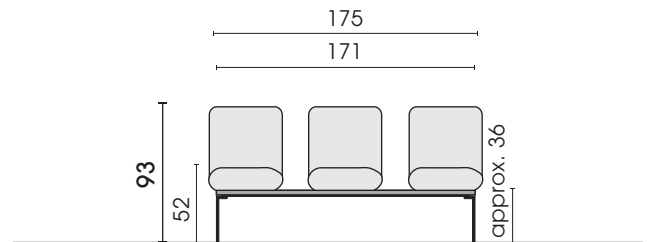
Bench, 3-seat, comfort cushion, plateau:



Front view

**HIGH DINING\*:**

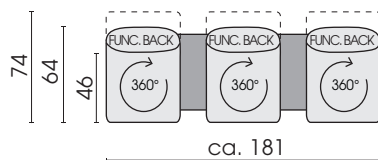
Bench, 3-seat, comfort cushion, plateau:



Front view

**LOW DINING:**

Combination, wood plateau



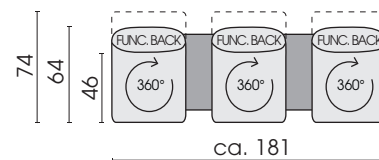
Bench Low Dining  
comfort cushion  
rotatable

**1007WL**

(105L + 105M + 105R + W07L)

**HIGH DINING:**

Combination, wood plateau



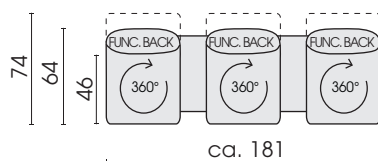
Bench High Dining  
comfort cushion  
rotatable

**1008WH**

(105L + 105M + 105R + W08H)

**LOW DINING:**

Combination, covered plateau



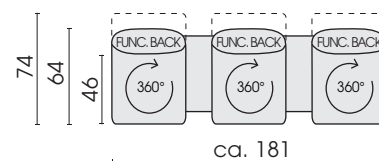
Bench Low Dining  
comfort cushion  
rotatable

**1007CL**

(105L + 105M + 105R + C07L)

**HIGH DINING:**

Combination, covered plateau



Bench High Dining  
comfort cushion  
rotatable

**1008CH**

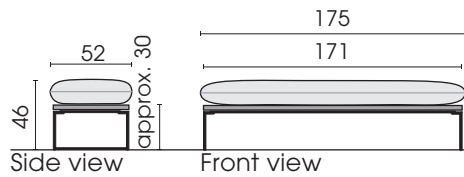
(105L + 105M + 105R + C08H)

**\*LOW DINING is suitable for a table height up to approx. 75 cm!!!**

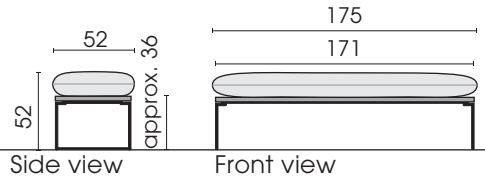
**\*HIGH DINING is suitable for a table height of approx. 75 cm or higher!!!**

Each piece of furniture is handmade and unique. Deviations to the listed measurements may be caused by:  
1. different upholstery materials (fabric, leather), 2. processing of ticking mats, 3. the pressure to combine individual parts, etc.  
The seat comfort of a sofa type with larger seat depth usually differs from one with lower depth.

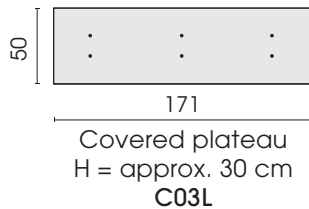
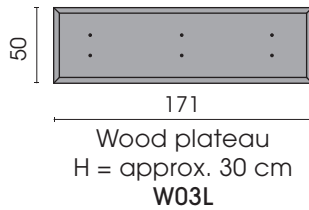
**LOW DINING\*** with cushion 305



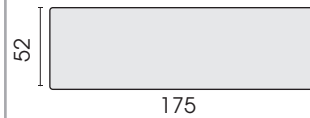
**HIGH DINING\*** with cushion 305



**LOW DINING\***, bench with comfort cushion without back

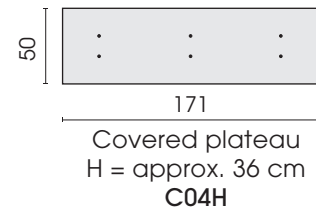
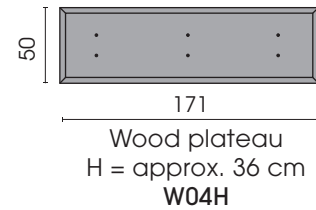


**Seating components, compatible with Low- and High Dining**



**Comfort cushion without back 305**  
(compatible only with plateau: W03L/C03L / W04L/C04L)

**HIGH DINING\***, bench with comfort cushion without back

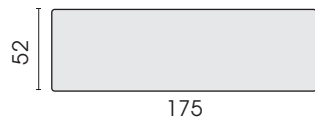


**LOW DINING, combination, wood plateau:**



**Bench Low Dining without back comfort cushion 3003WL (305 + W03L)**

**LOW DINING, combination, covered plateau:**




**Bench Low Dining without back comfort cushion 3003CL (305 + C03L)**

**HIGH DINING, combination, wood plateau:**



**Bench High Dining without back comfort cushion 3004WH (305 + W04H)**

**HIGH DINING, combination, covered plateau:**



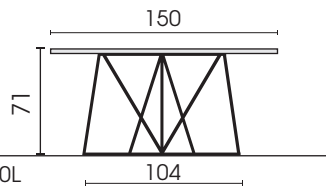
**Bank High Dining without back comfort cushion 3004CH (305 + C04H)**

**\*LOW DINING is suitable for a table height up to approx. 75 cm!!!**

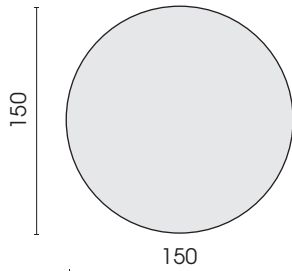
**\*HIGH DINING is suitable for a table height of approx. 75 cm or higher!!!**

Each piece of furniture is handmade and unique. Deviations to the listed measurements may be caused by:  
1. different upholstery materials (fabric, leather), 2. processing of ticking mats, 3. the pressure to combine individual parts, etc.  
The seat comfort of a sofa type with larger seat depth usually differs from one with lower depth.

Tables, **LOW DINING:**




Side view type TR150L/TQ150L




Dining table  
**TR150L**




Dining table  
**TQ150L**



Dining table  
**T180L**

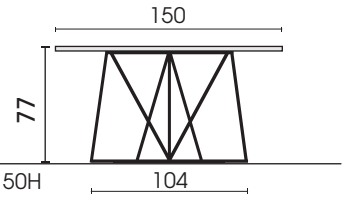


Dining table  
**T200L**

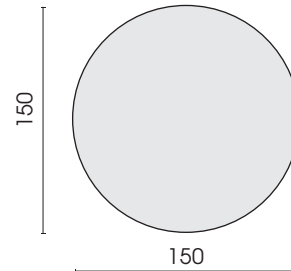


Dining table  
**T220L**

Tables, **HIGH DINING:**



Side view type TR150H/TQ150H




Dining table  
**TR150H**




Dining table  
**TQ150H**



Dining table  
**T180H**



Dining table  
**T200H**



Dining table  
**T220H**

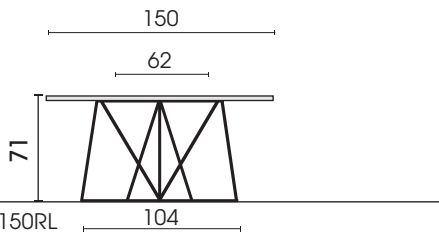
Each piece of furniture is handmade and unique. Deviations to the listed measurements may be caused by:  
1. different upholstery materials (fabric, leather), 2. processing of ticking mats, 3. the pressure to combine individual parts, etc.  
The seat comfort of a sofa type with larger seat depth usually differs from one with lower depth.



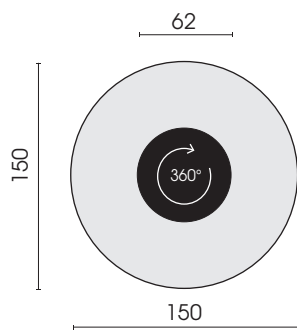
Table, including insertable turntable (flush with the adjacent areas), **LOW DINING:**

**Insertable turntable:**

metal plate, powder-coated fine structure in black matt



Side view type TR150RL

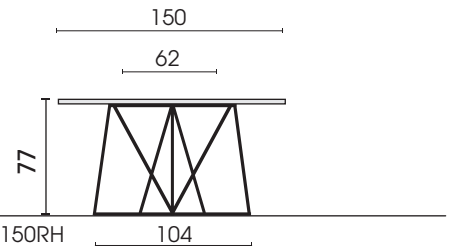


Dining table with inserted turntable  
**TR150RL**

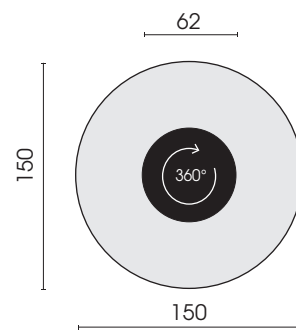
Table, including insertable turntable (flush with the adjacent areas), **HIGH DINING:**

**Insertable turntable:**

metal plate, powder-coated fine structure in black matt



Side view type TR150RH



Dining table with inserted turntable  
**TR150RH**

**Additional turntable, compatible with the following dining tables:**

- TR150L / TR150H
- TQ150L / TQ150H
- T180L / T180H
- T200L / T200H
- T220L / T220H

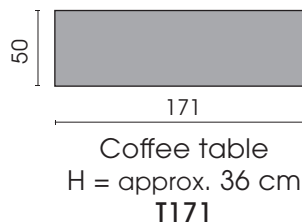
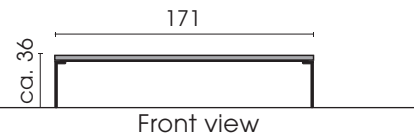
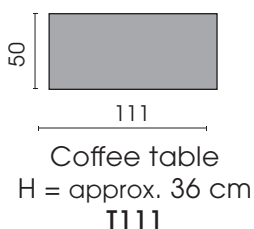
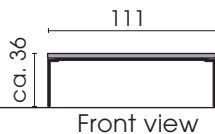
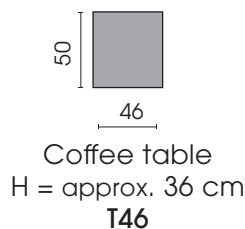
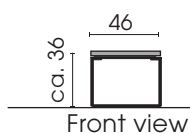


Turntable  
ø 62 cm  
H=2,5 cm  
**TR70**

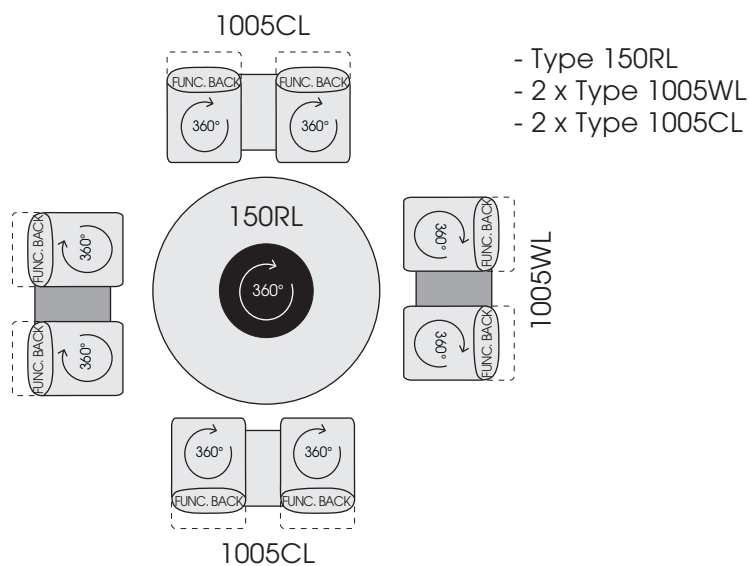
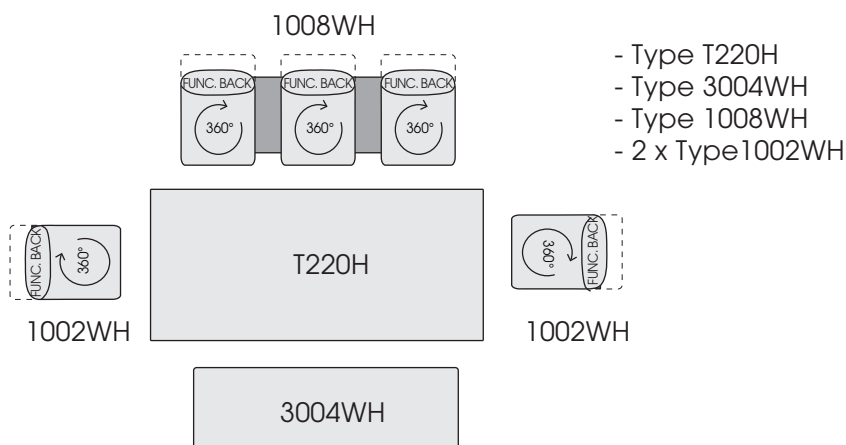
**Additional turntable:** metal plate, matt black fine structure powder-coated

Each piece of furniture is handmade and unique. Deviations to the listed measurements may be caused by:  
1. different upholstery materials (fabric, leather), 2. processing of ticking mats, 3. the pressure to combine individual parts, etc.  
The seat comfort of a sofa type with larger seat depth usually differs from one with lower depth.

Coffee tables:



Combinations:



Each piece of furniture is handmade and unique. Deviations to the listed measurements may be caused by:  
1. different upholstery materials (fabric, leather), 2. processing of ticking mats, 3. the pressure to combine individual parts, etc.  
The seat comfort of a sofa type with larger seat depth usually differs from one with lower depth.